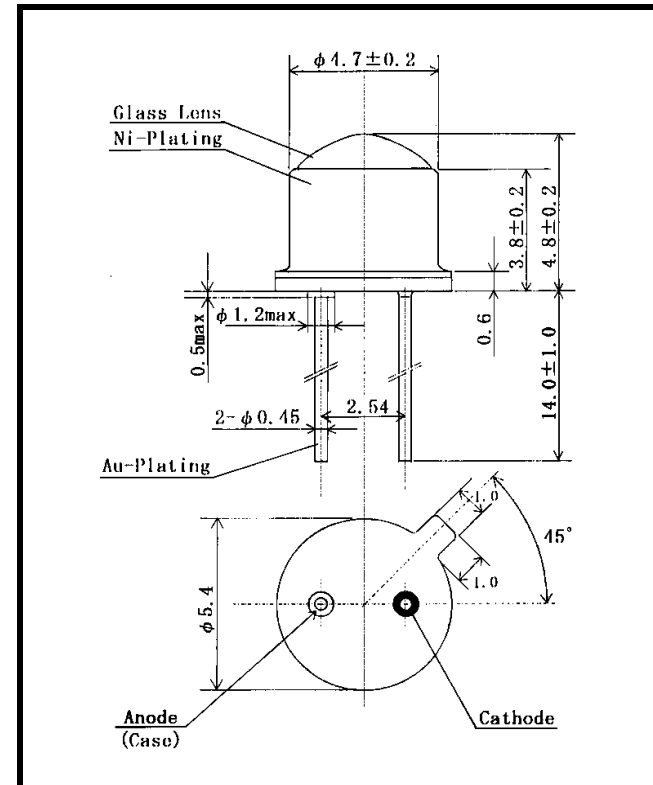


# LS872NJ2

# Infrared Emitting Diode



Dimensions (Unit:mm)

## 2. ELECTRICAL & OPTICAL CHARACTERISTICS (Ta=25 °C)

ITEM	SYMBOL	CONDITIONS	MIN	TYP	MAX	UNIT
Power Output	PO	IF=50mA		6.5		mW
Forward Voltage	VF	IF=50mA		1.55	2.0	V
Reverse Current	IR	VR=5V			10	μA
Peak Wavelength	λ	IF=50mA		870		nm
Spectral Line Half Width		IF=50mA		45		nm
Half Intensity Beam Angle		IF=50mA		±4		deg.
Cut-Off Frequency	fc	IFP=50mA ±10mA p-p		12.0		MHz
Junction Capacitance	Cj	1MHz, V=0V		50		pF
Temp. Coefficient of PO	P/T	IF=10mA		-0.3		%/
Temp. Coefficient of VF	V/T	IF=10mA		-2.1		mV/

- FEATURES**
- High-output Power
  - Parallel Rays (Excellent)
  - High Reliability in Demanding Environments
- APPLICATIONS**
- Optical Switches
  - Linear & Rotary Encoder

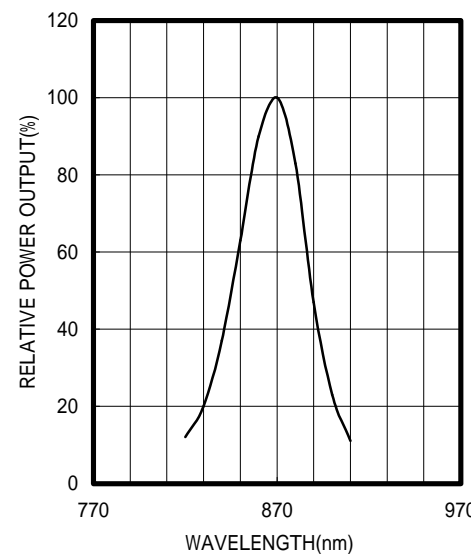
## 1. ABSOLUTE MAXIMUM RATINGS (Ta=25 °C)

ITEM	SYMBOL	RATINGS	UNIT
Forward Current (DC)	IF	100	mA
Forward Current (Pulse)*1	IFP	1	A
Reverse Voltage	VR	5	V
Power Dissipation	PD	200	mW
Operating Temp.	Topr	-30 TO 100	
Storage Temp.	Tstg	-40 TO 125	
Junction Temp.	Tj	125	
Lead Soldering Temp.*2	Tls	260	

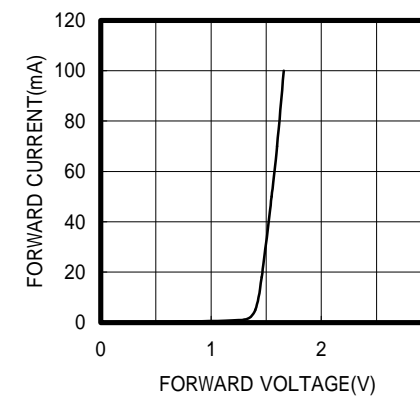
\*1: Tw=10μs, T=10mS

\*2: Time 5 Sec max, Position: Up to 3mm from the body

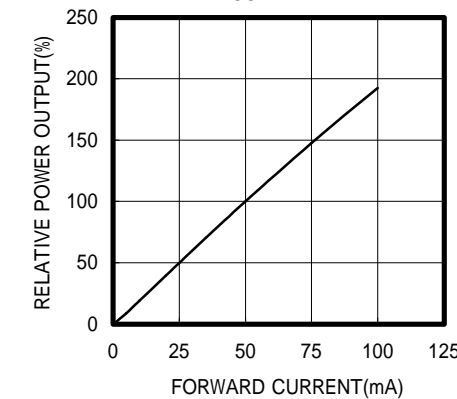
SPECTRAL OUTPUT



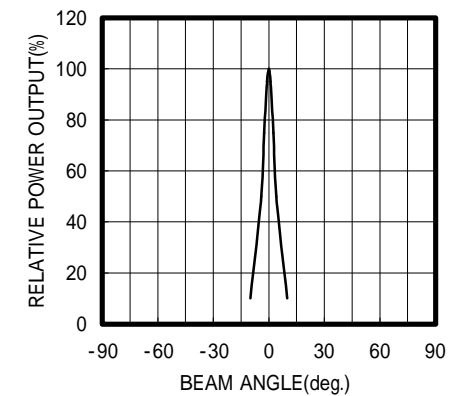
FORWARD I-V CHARACTERISTICS



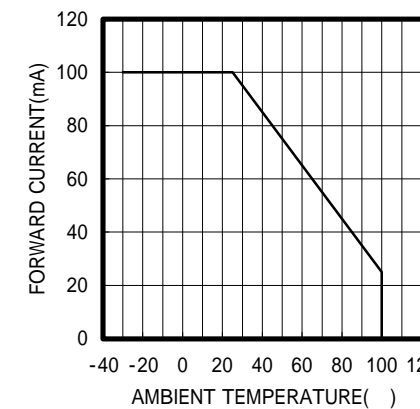
RELATIVE POWER vs FORWARD CURRENT



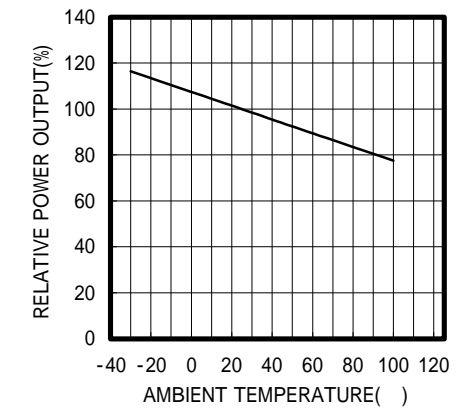
RADIATION PATTERN



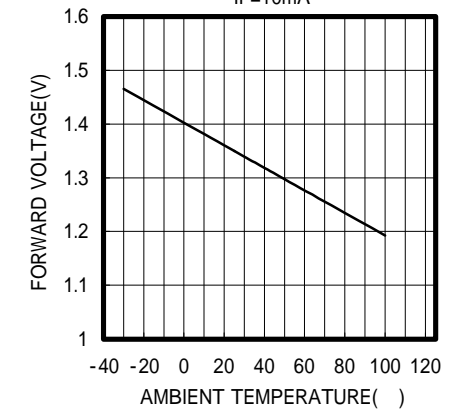
THERMAL DERATING CURVE



POWER OUTPUT vs TEMPERATURE IF=10mA



FORWARD VOLTAGE vs TEMPERATURE IF=10mA



OPTRANS

2-6-11 MASUKATA, TAMA-KU, KAWASAKI 214-0032, JAPAN  
 TEL.81(44)932-6491 / FAX.81(44)932-8281  
 E-mail optrans@mb.kcom.ne.jp