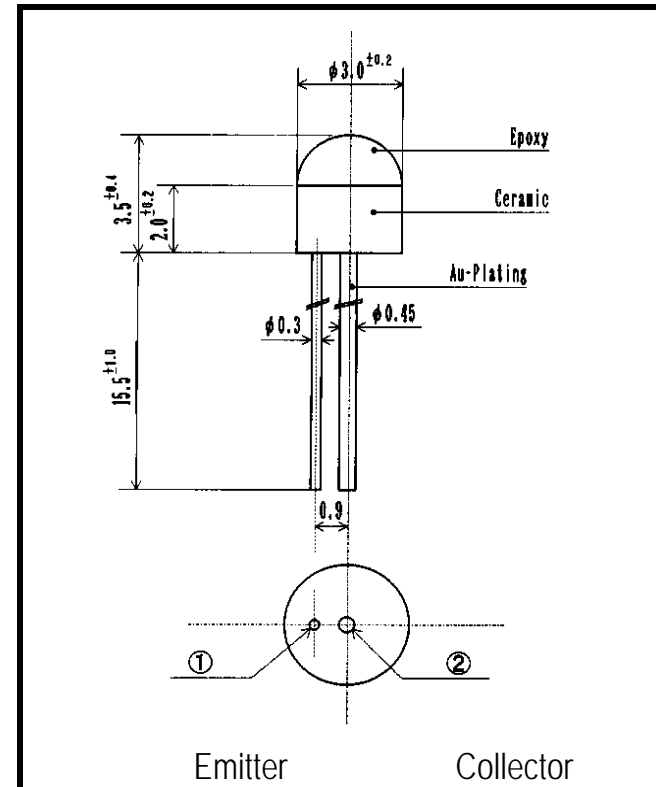



PTC080M3B

Photo Transistor

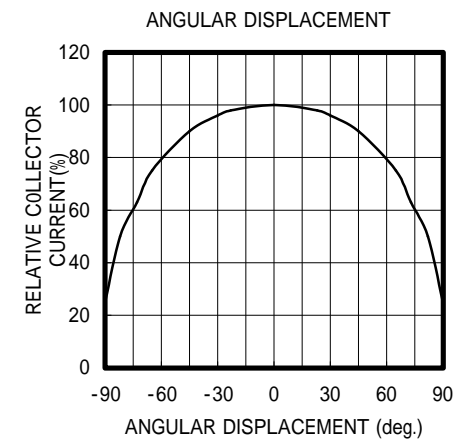
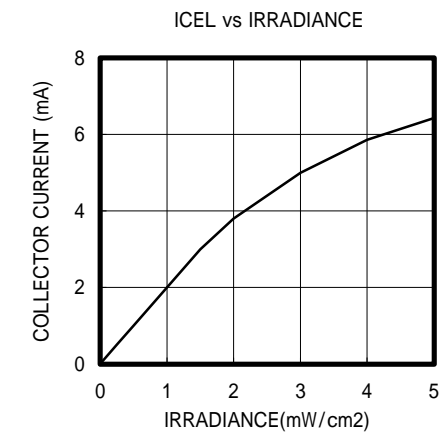
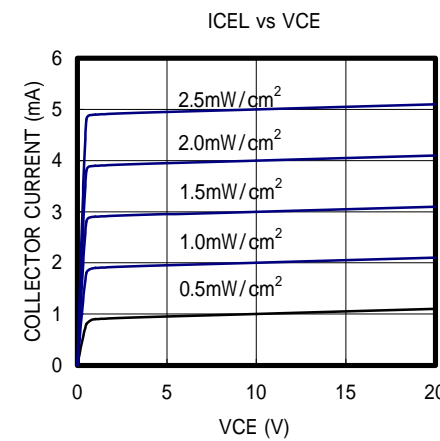


- FEATURES**
- High Reliability
 - Compact
- APPLICATIONS**
- Optical Switches
 - Optical Sensors
 - Optical Detectors

2. ELECTRICAL & OPTICAL CHARACTERISTICS (Ta=25 °C)

ITEM	SYMBOL	CONDITIONS	MIN	TYP	MAX	UNIT
Collector Emitter Current	I _{cel}	V _{ce} =10V, E _e =0.5mW/cm ²		1.0		mA
Collector Dark Current	I _{ceo}	V _{ce} =10V, E _e =0mW/cm ²			100	nA
C-E Saturation Voltage	V _{CE(sat)}	I _c =0.2mA, E _e =5mW/cm ²		0.2		V
Spectral sensitivity				400 ~ 1100		nm
Peak Sensitivity Wave Length	λ _p			880		nm
Switching time (Rise Time)	T _r	R _L =100 Ω, V _{ce} =5V, I _c =0.5mA		10.0		μs
Switching time (Fall Time)	T _f	R _L =100 Ω, V _{ce} =5V, I _c =0.5mA		10.0		μs
Angular Response				±80		deg

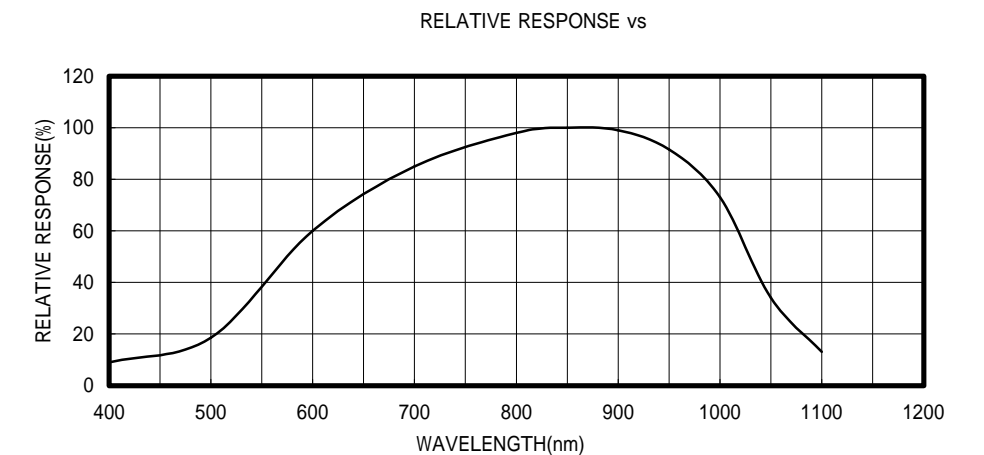
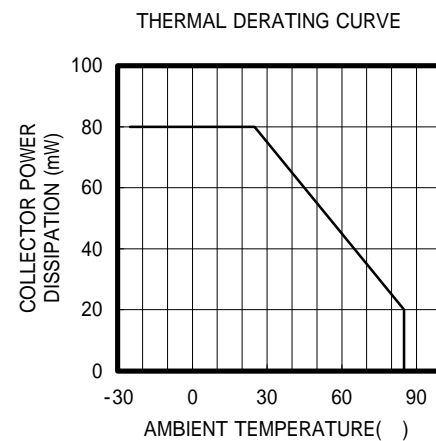
Color Temperature=2870°K Standard Tungsten Lump



1. ABSOLUTE MAXIMUM RATINGS (Ta=25 °C)

ITEM	SYMBOL	RATINGS	UNIT
Collector-Emitter Voltage	V _{ceo}	20	V
Emitter-Collector Voltage	V _{eco}	5	V
Collector Current	I _c	30	mA
Collector Power Dissipation	P _c	80	mW
Operating Temp.	T _{opr}	-25 TO 85	
Storage Temp.	T _{stg}	-30 TO 100	
Junction Temp.	T _j	100	
Lead Soldering Temp.*	T _{ls}	260	

*Time 5 Sec max, Position: Up to 3mm from the body



OPTRANS

2-6-11 MASUKATA, TAMA-KU, KAWASAKI 214-0032, JAPAN
 TEL.81(44)932-6491 / FAX.81(44)932-8281
 E-mail optrans@mb.kcom.ne.jp