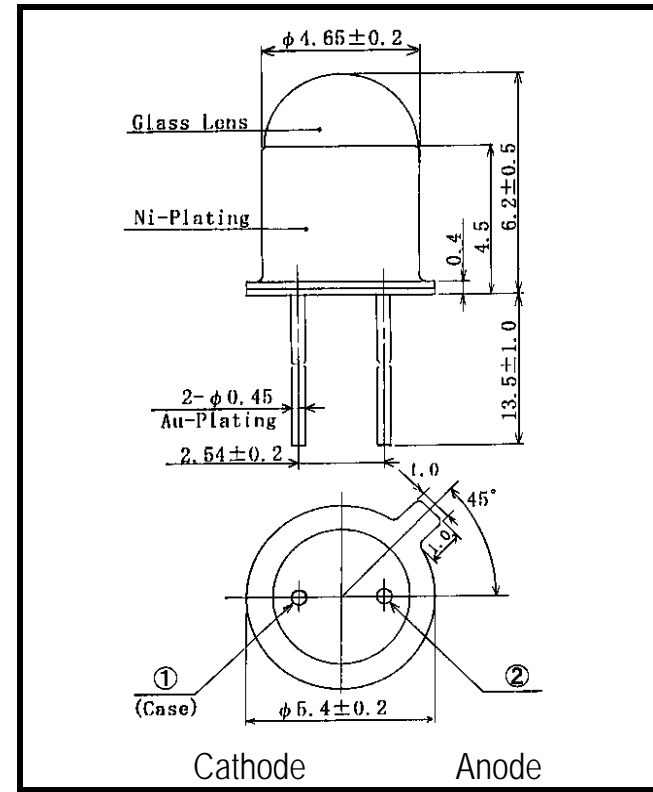


# VS590N

# Visible Light Emitting Diode



- FEATURES**
- High-output Power
  - Wide Beam Angle
  - High Reliability
- APPLICATIONS**
- Color Sensor (Money-bill)
  - Paper Sensor (Money-bill)
  - Bar-code Reader
  - Fiber Applications

## 1. ABSOLUTE MAXIMUM RATINGS (Ta=25 °C)

ITEM	SYMBOL	RATINGS	UNIT
Forward Current (DC)	IF	50	mA
Forward Current (Pulse)*1	IFP	0.5	A
Reverse Voltage	VR	5	V
Power Dissipation	PD	130	mW
Operating Temp.	Topr	-20 TO 85	
Storage Temp.	Tstg	-30 TO 100	
Junction Temp.	Tj	100	
Lead Soldering Temp.*2	Tls	260	

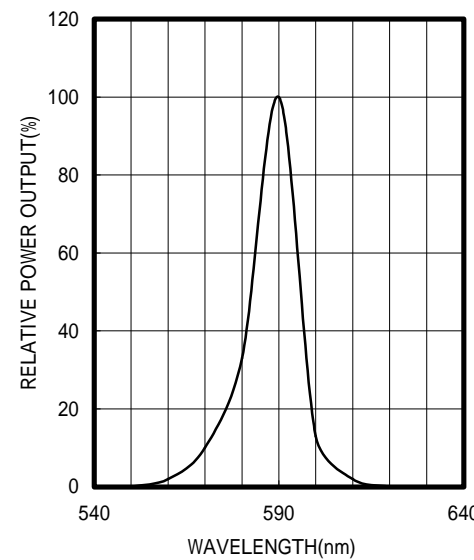
\*1: Tw=10uS, T=10mS

\*2: Time 5 Sec max, Position: Up to 3mm from the body

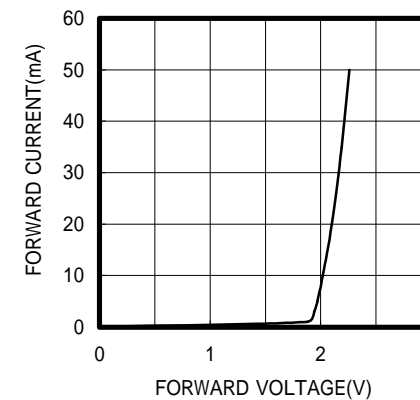
## 2. ELECTRICAL & OPTICAL CHARACTERISTICS (Ta=25 °C)

ITEM	SYMBOL	CONDITIONS	MIN	TYP	MAX	UNIT
Power Output	PO	IF=20mA	0.3	0.5		mW
Forward Voltage	VF	IF=20mA		2.1	2.5	V
Reverse Current	IR	VR=5V			100	μA
Peak Wavelength	λ	IF=20mA		590		nm
Spectral Line Half Width		IF=20mA		15		nm
Half Intensity Beam Angle		IF=20mA		±6		deg.
Rise Time	Tr	IFP=20mA		-		nS
Fall Time	Tf	IFP=20mA		-		nS
Junction Capacitance	Cj	1MHz, V=0V		10		pF
Temp. Coefficient of PO	P/T	IF=10mA		-0.7		%/°C
Temp. Coefficient of VF	V/T	IF=10mA		-1.8		mV/°C

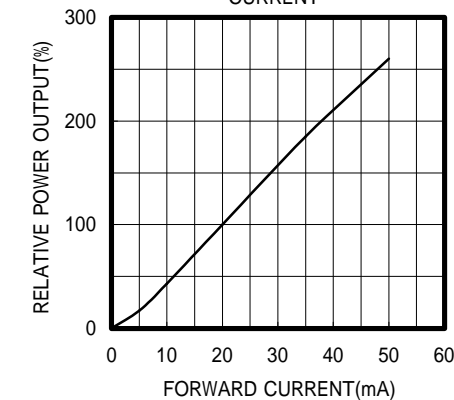
SPECTRAL OUTPUT



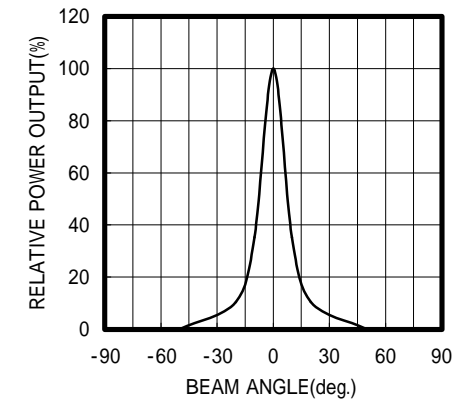
FORWARD I-V CHARACTERISTICS



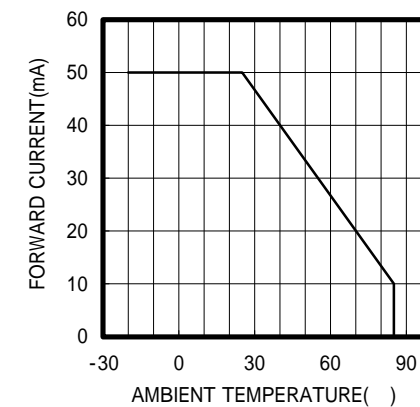
RELATIVE POWER vs FORWARD CURRENT



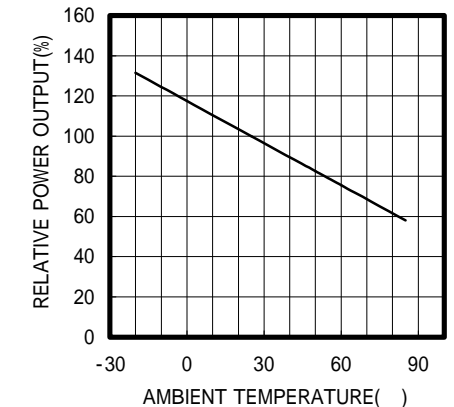
RADIATION PATTERN



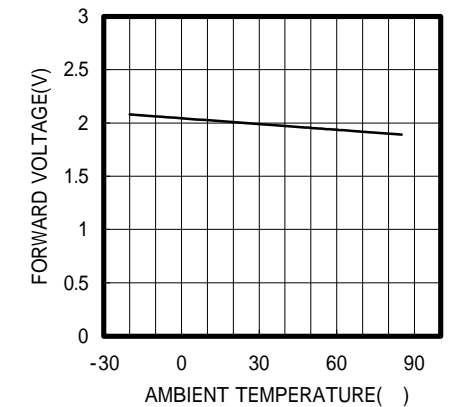
THERMAL DERATING CURVE



POWER OUTPUT vs TEMPERATURE IF=10mA



FORWARD VOLTAGE vs TEMPERATURE IF=10mA



**OPTRANS**

2-6-11 MASUKATA, TAMA-KU, KAWASAKI 214-0032, JAPAN  
 TEL.81(44)932-6491 / FAX.81(44)932-8281  
 E-mail optrans@mb.kcom.ne.jp