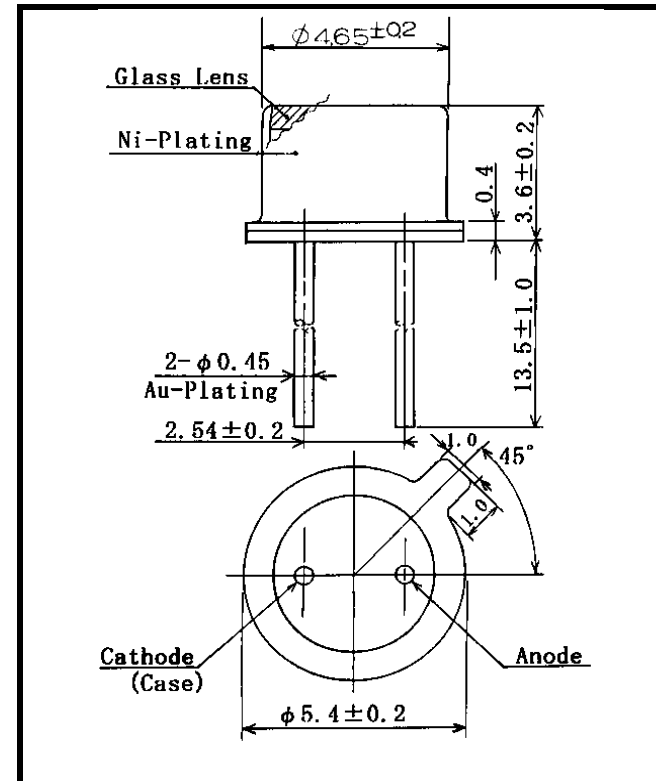


VS679TM-WRC

Point Source LED



Dimensions (Unit:mm)

- FEATURES**
- Red Color Point-Source LED
 - Emitting Window Dia. 150 μm
 - Small Temp. Coefficient of PO
 - High Reliability in Demanding Environments
- APPLICATIONS**
- Optical Switches
 - Optical Instruments

1. ABSOLUTE MAXIMUM RATINGS (Ta=25 °C)

ITEM	SYMBOL	RATINGS	UNIT
Forward Current (DC)	IF	50	mA
Forward Current (Pulse)*1	IFP	0.3	A
Reverse Voltage	VR	5	V
Power Dissipation	PD	125	mW
Operating Temp.	Topr	-20 TO 85	
Storage Temp.	Tstg	-30 TO 100	
Junction Temp.	Tj	100	
Lead Soldering Temp.*2	Tls	260	

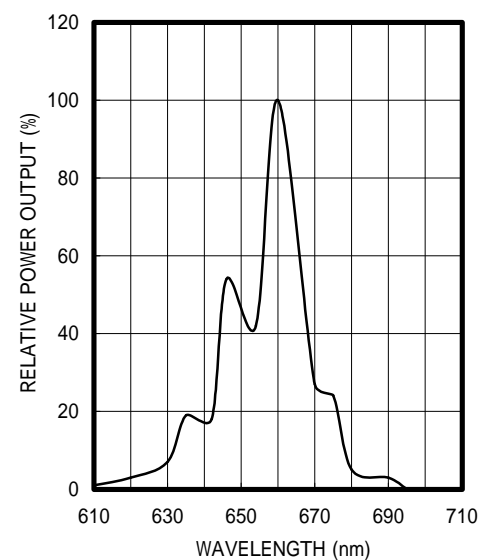
*1:Tw=10uS,T=10mS

*2:Time 5 Sec max,Position:Up to 3mm from the body

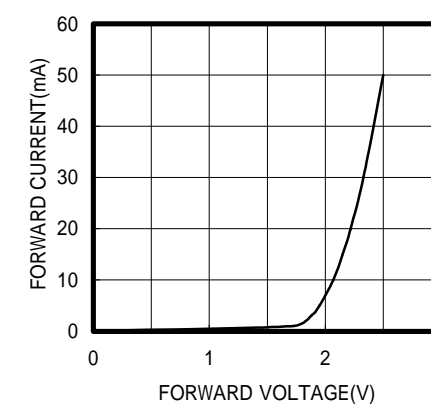
2. ELECTRICAL & OPTICAL CHARACTERISTICS (Ta=25 °C)

ITEM	SYMBOL	CONDITIONS	MIN	TYP	MAX	UNIT
Power Output	PO	IF=20mA	0.2	0.4		mW
Forward Voltage	VF	IF=20mA		2.2	2.5	V
Reverse Current	IR	VR=5V			10	μA
Peak Wavelength	p	IF=20mA	630	650	670	nm
Spectral Line Half Width		IF=20mA		20		nm
Half Intensity Beam Angle		IF=20mA		±45		deg.
Temp. Coefficient of PO	P/T	IF=10mA		-0.24		%/
Temp. Coefficient of VF	V/T	IF=10mA		-3.8		mV/

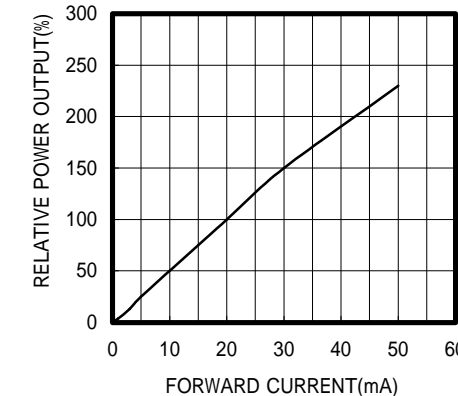
SPECTRAL OUTPUT



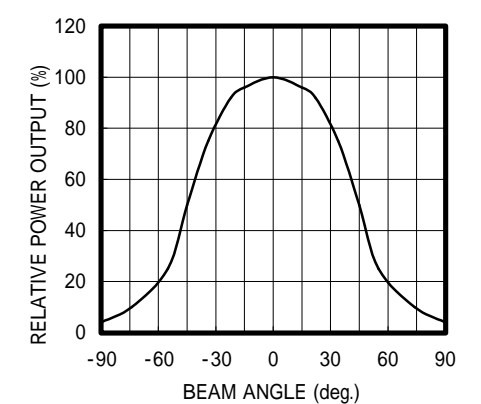
FORWARD I-V CHARACTERISTICS



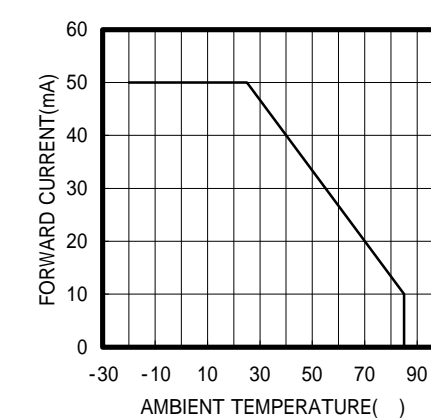
RELATIVE POWER vs FORWARD CURRENT



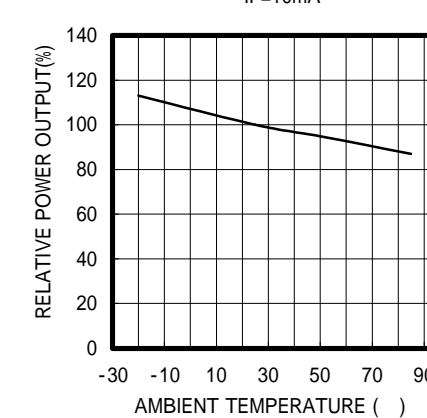
RADIATION PATTERN



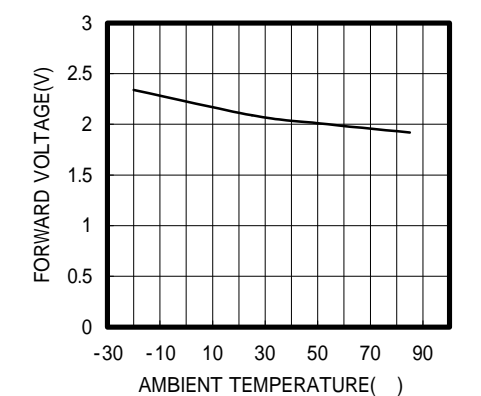
THERMAL DERATING CURVE



POWER OUTPUT vs TEMPERATURE
IF=10mA



FORWARD VOLTAGE vs TEMPERATURE
IF=10mA



OPTRANS

2-6-11 MASUKATA,TAMA-KU, KAWASAKI 214-0032.JAPAN
TEL.81(44)932-6491 / FAX.81(44)932-8281
E-mail optrans@mb.kcom.ne.jp