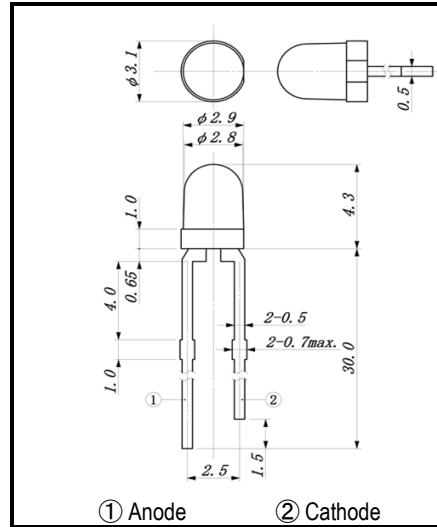



# LSF1650C1

# Infrared Emitting Diode



Dimensions (Unit:mm)

**FEATURES**

- Compact
- High Reliability

**APPLICATIONS**

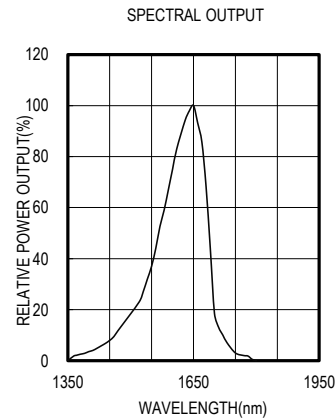
- Optical Switches
- Optical Sensors

## 1. ABSOLUTE MAXIMUM RATINGS (Ta=25°C)

ITEM	SYMBOL	RATINGS	UNIT
Forward Current (DC)	IF	100	mA
Forward Current (Pulse)*1	IFP	1	A
Reverse Voltage	VR	5	V
Power Dissipation	PD	100	mW
Operating Temp.	Topr	-20 TO 80	°C
Storage Temp.	Tstg	-30 TO 100	°C
Junction Temp.	Tj	100	°C
Lead Soldering Temp.*2	Tls	260	°C

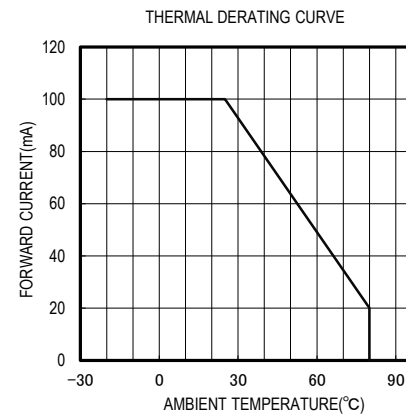
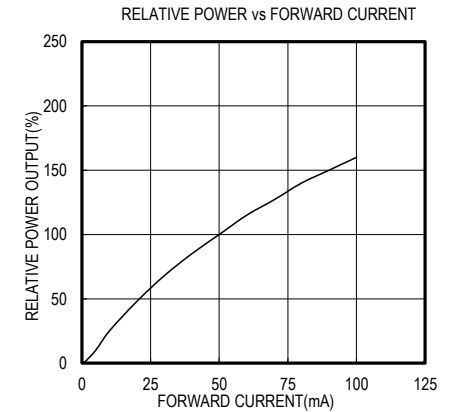
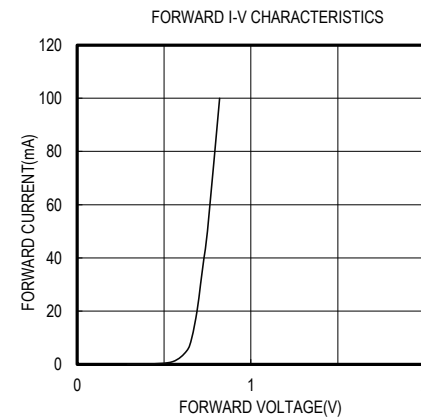
\*1:Tw=10uS,T=10mS

\*2:Time 5 Sec max,Position:Up to 3mm from the body



## 2. ELECTRICAL & OPTICAL CHARACTERISTICS (Ta=25°C)

ITEM	SYMBOL	CONDITIONS	MIN	TYP	MAX	UNIT
Power Output	PO	IF=50mA		2.0		mW
Forward Voltage	VF	IF=50mA		0.75	1.00	V
Reverse Current	IR	VR=5V			100	μA
Peak Wavelength	λp	IF=50mA		1650		nm
Spectral Line Half Width	Δλ	IF=50mA		100		nm



**OPTRANS**

241 NOBORITO,TAMA-KU, KAWASAKI 214-0014,JAPAN  
 TEL.81(44)932-6491 / FAX.81(44)932-8281  
 E-mail optrans@optrans.com