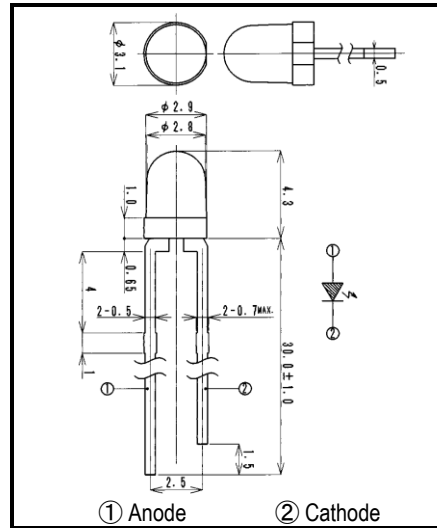



LSF946C1

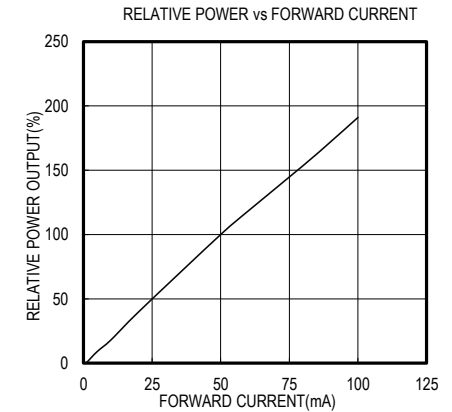
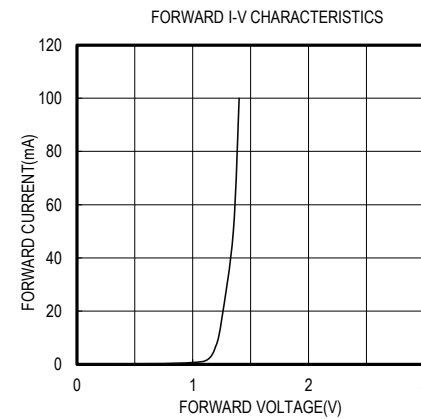
Infrared Emitting Diode



- FEATURES**
- High-output Power
 - High Reliability
 - Narrow Beam Angle
- APPLICATIONS**
- Optical Switches
 - Optical sensors

2.ELECTRICAL & OPTICAL CHARACTERISTICS (Ta=25°C)

ITEM	SYMBOL	CONDITIONS	MIN	TYP	MAX	UNIT
Power Output	PO	IF=50mA		28.0		mW
Forward Voltage	VF	IF=50mA		1.30	1.9	V
Reverse Current	IR	VR=5V			100	μA
Peak Wavelength	λ_p	IF=50mA		950		nm
Spectral Line Half Width	$\Delta \lambda$	IF=50mA		40		nm
Half Intensity Beam Angle	θ	IF=50mA		±22		deg.

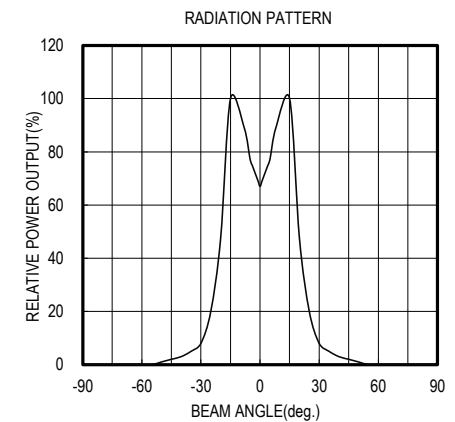
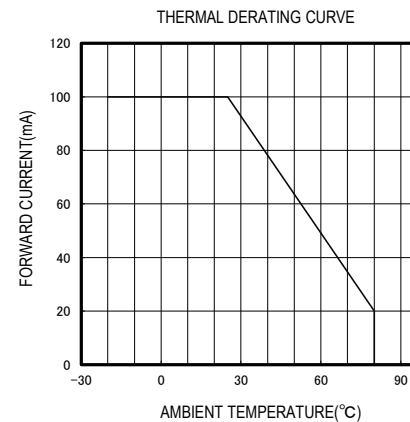
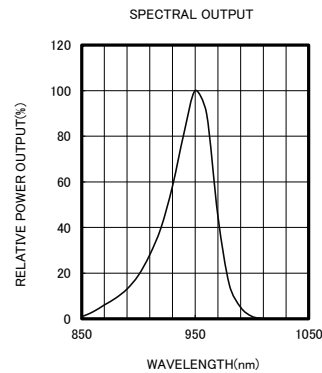


1. ABSOLUTE MAXIMUM RATINGS (Ta=25°C)

ITEM	SYMBOL	RATINGS	UNIT
Forward Current (DC)	IF	100	mA
Forward Current (Pulse)*1	IFP	1	A
Reverse Voltage	VR	5	V
Power Dissipation	PD	190	mW
Operating Temp.	Topr	-20 TO 80	°C
Storage Temp.	Tstg	-30 TO 100	°C
Junction Temp.	Tj	100	°C
Lead Soldering Temp.*2	Tls	260	°C

*1:Tw=10uS,T=1mS

*2:Time 5 Sec max,Position:Up to 3mm from the body



OPTRANS

241 NOBORITO,TAMA-KU, KAWASAKI 214-0014,JAPAN
 TEL.81(44)932-6491 / FAX.81(44)932-8281
 E-mail optrans@optrans.com