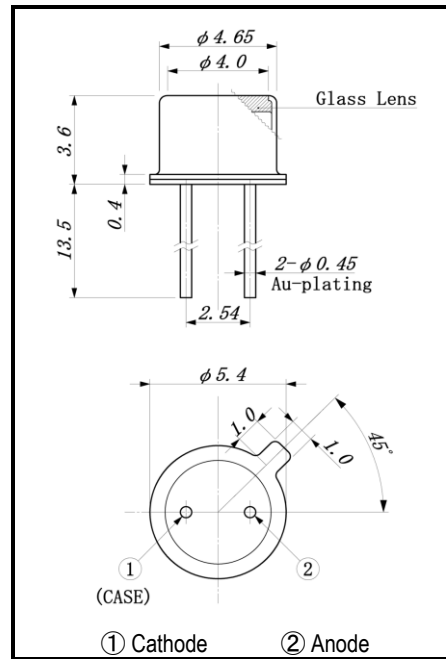



VS474TM

Visible Light Emitting Diode

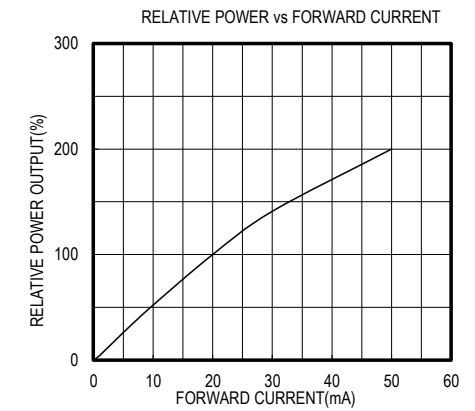
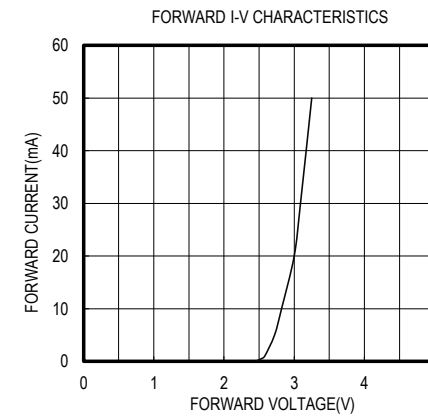


Dimensions (Unit:mm)

2.ELECTRICAL & OPTICAL CHARACTERISTICS (Ta=25°C)

ITEM	SYMBOL	CONDITIONS	MIN	TYP	MAX	UNIT
Power Output	PO	IF=20mA		4.0		mW
Forward Voltage	VF	IF=20mA		3.0	3.5	V
Reverse Current	IR	VR=5V			100	μA
Peak Wavelength	λp	IF=20mA		470		nm
Spectral Line Half Width	Δλ	IF=20mA		35		nm
Half Intensity Beam Angle	θ	IF=20mA		±15		deg.

- FEATURES**
- High-output Power
 - High Reliability
- APPLICATIONS**
- Color Sensor (Money-bill)
 - Paper Sensor (Money-bill)
 - Bar-code Reader
 - Fiber Applications

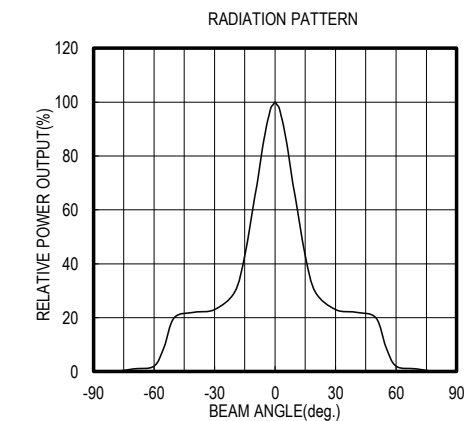
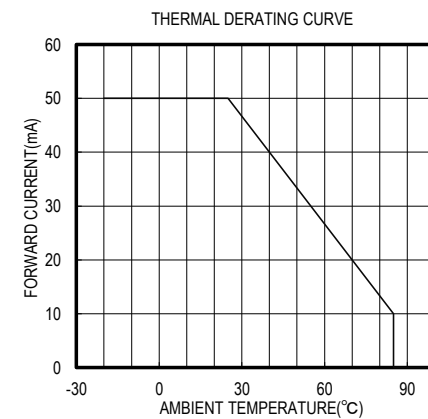
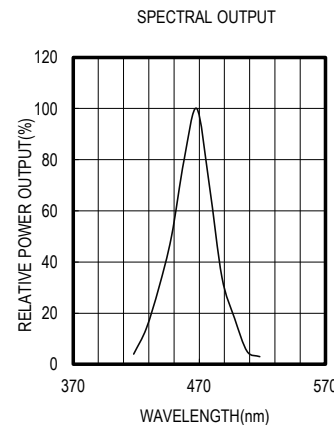


1. ABSOLUTE MAXIMUM RATINGS (Ta=25°C)

ITEM	SYMBOL	RATINGS	UNIT
Forward Current (DC)	IF	50	mA
Forward Current (Pulse)*1	IFP	0.5	A
Reverse Voltage	VR	5	V
Power Dissipation	PD	140	mW
Operating Temp.	Topr	-20 TO 85	°C
Storage Temp.	Tstg	-30 TO 100	°C
Junction Temp.	Tj	100	°C
Lead Soldering Temp.*2	Tls	260	°C

*1:Tw=10uS,T=10mS

*2:Time 5 Sec max,Position:Up to 3mm from the body



OPTRANS

241 NOBORITO,TAMA-KU, KAWASAKI 214-0014.JAPAN
 TEL.81(44)932-6491 / FAX.81(44)932-8281
 E-mail optrans@optrans.com